




# OREGON AT-A-GLANCE SCHOOL PROFILE

## Banks High School

PRINCIPAL: Jacob Pence | GRADES: 9-12 | 13050 NW Main St, Banks 97106 | 503-324-2281



### Students We Serve



### DEMOGRAPHICS

|                                  |     |
|----------------------------------|-----|
| American Indian/Alaska Native    |     |
| Students                         | <1% |
| Teachers                         | 4%  |
| Asian                            |     |
| Students                         | 1%  |
| Teachers                         | 0%  |
| Black/African American           |     |
| Students                         | 1%  |
| Teachers                         | 0%  |
| Hispanic/Latino                  |     |
| Students                         | 10% |
| Teachers                         | 0%  |
| Multiracial                      |     |
| Students                         | 7%  |
| Teachers                         | 0%  |
| Native Hawaiian/Pacific Islander |     |
| Students                         | 0%  |
| Teachers                         | 0%  |
| White                            |     |
| Students                         | 81% |
| Teachers                         | 96% |

**6%** Ever English Learners

**9** Languages Spoken

**15%** Students with Disabilities

**92%** Required Childhood Vaccinations

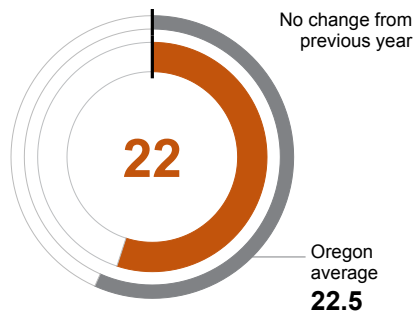
**17%** Students Experiencing Poverty

\*<10 students or data unavailable

### School Environment

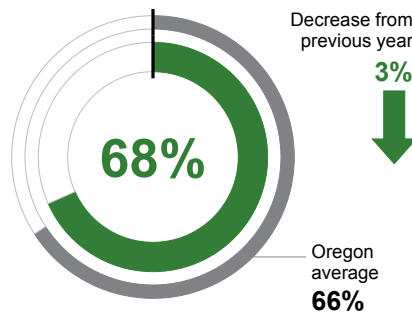
#### CLASS SIZE

Median size of classes in core subjects.



#### REGULAR ATTENDERS

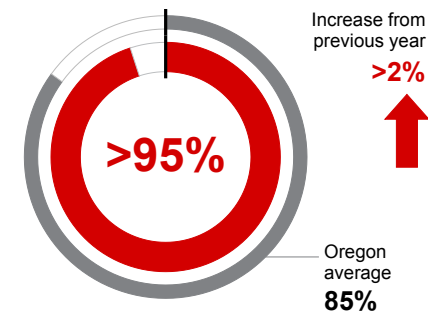
Students who attended more than 90% of their enrolled school days.



### Academic Progress

#### ON-TRACK TO GRADUATE

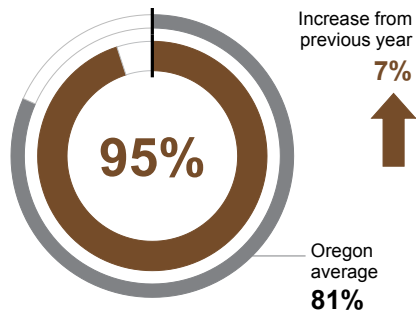
Students earning one-quarter of graduation credits in their 9th grade year.



### Academic Success

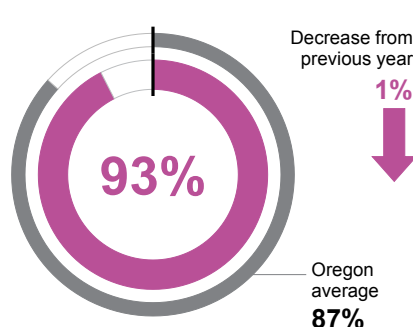
#### ON-TIME GRADUATION

Students earning a diploma within four years. Cohort includes students who were first-time ninth graders in 2019-20 graduating in 2022-23.



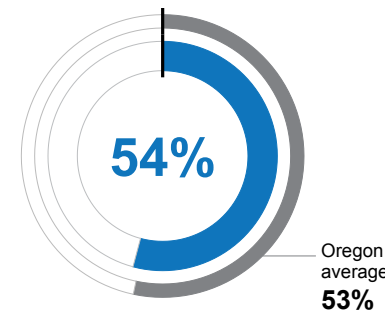
#### FIVE-YEAR COMPLETION

Students earning a high school diploma or GED within five years. Cohort includes students who were first-time ninth graders in 2018-19 finishing in 2022-23.



#### COLLEGE GOING

Students enrolling in a two or four year college within 12 months of completing high school in 2021-22. Data from the National Student Clearinghouse.



### School Goals

We empower our students by supporting their academic growth, offering enriching and challenging instruction, providing relevant learning experiences, and promoting a positive school culture. We energize our team by engaging them with high quality professional development, providing the resources they need, and fostering a welcoming and engaging environment. We engage our community through proactive communication and opportunities to get involved. We enrich our facilities by creating a safe and welcoming environment, inclusive and accessible spaces, and being a source of pride in our community.

### State Goals

The Oregon Department of Education is collaborating with school districts and communities across the state to achieve a 90% on-time graduation rate by 2027. Grounded in the pillars of Academic Excellence, Belonging and Wellness, and Reimagined Accountability, ODE prioritizes evidence-based practices to boost early literacy, attendance, and student engagement. We are committed to closing opportunity and achievement gaps for marginalized students and securing long-term success for all of Oregon's learners by investing in culturally responsive practices, fostering inclusive environments and always driving for continuous improvement.

### Safe & Welcoming Environment

We have activities to help students transition successfully to high school and graduate in four years. We start each school year with a new student orientation to welcome students. We advertise and use SafeOregon as a resource to report concerns. We have two full time counselors to help meet all students social and emotional health and wellbeing.

### Outcomes

#### Our Staff (rounded FTE)



**20**

Teachers



**5**

Educational  
assistants



**2**

Counselors/  
Psychologists/  
Social Workers



**88%**

Average teacher  
retention rate over  
the past three years



**75%**

% of licensed teachers  
with more than 3 years  
of experience



**Yes**

Same principal in  
the last 3 years

#### REGULAR ATTENDERS

|                                  |                                  |
|----------------------------------|----------------------------------|
| American Indian/Alaska Native    | <10 students or data unavailable |
| Asian                            | <10 students or data unavailable |
| Black/African American           | <10 students or data unavailable |
| Hispanic/Latino                  | 58%                              |
| Multiracial                      | 82%                              |
| Native Hawaiian/Pacific Islander | <10 students or data unavailable |
| White                            | 68%                              |
| Students Experiencing Poverty    | 34%                              |
| Ever English Learner             | 62%                              |
| Students with Disabilities       | 60%                              |
| Migrant                          | <10 students or data unavailable |
| Homeless                         | <10 students or data unavailable |
| Students in Foster Care          | <10 students or data unavailable |
| Military Connected               | <10 students or data unavailable |
| Talented and Gifted              | 81%                              |
| Female                           | 66%                              |
| Male                             | 70%                              |
| Non-Binary                       | <10 students or data unavailable |

#### ON-TRACK TO GRADUATE

|                                  |                                  |
|----------------------------------|----------------------------------|
| <10 students or data unavailable | <10 students or data unavailable |
| <10 students or data unavailable | <10 students or data unavailable |
| <10 students or data unavailable | <10 students or data unavailable |
| <10 students or data unavailable | <10 students or data unavailable |
| <10 students or data unavailable | <10 students or data unavailable |
| <10 students or data unavailable | <10 students or data unavailable |
| >95%                             | >95%                             |
| 88%                              | 88%                              |
| <10 students or data unavailable | <10 students or data unavailable |
| >95%                             | >95%                             |
| <10 students or data unavailable | <10 students or data unavailable |
| <10 students or data unavailable | <10 students or data unavailable |
| <10 students or data unavailable | <10 students or data unavailable |
| <10 students or data unavailable | <10 students or data unavailable |
| >95%                             | >95%                             |
| >95%                             | >95%                             |
| 94%                              | 94%                              |
| <10 students or data unavailable | <10 students or data unavailable |

#### ON-TIME GRADUATION

|                                  |                                  |
|----------------------------------|----------------------------------|
| <10 students or data unavailable | <10 students or data unavailable |
| <10 students or data unavailable | <10 students or data unavailable |
| <10 students or data unavailable | <10 students or data unavailable |
| <10 students or data unavailable | <10 students or data unavailable |
| <10 students or data unavailable | <10 students or data unavailable |
| <10 students or data unavailable | <10 students or data unavailable |
| >95%                             | >95%                             |
| 91%                              | 91%                              |
| <10 students or data unavailable | <10 students or data unavailable |
| <10 students or data unavailable | <10 students or data unavailable |
| <10 students or data unavailable | <10 students or data unavailable |
| <10 students or data unavailable | <10 students or data unavailable |
| <10 students or data unavailable | <10 students or data unavailable |
| <10 students or data unavailable | <10 students or data unavailable |
| >95%                             | >95%                             |
| >95%                             | >95%                             |
| 95%                              | 95%                              |
| <10 students or data unavailable | <10 students or data unavailable |

### About Our School

#### ADVANCED COURSEWORK

Our school offers many dual credit, AP and Honors courses for our students in grades 9-12.

**AP courses-** Calculus, Biology, Environmental Science, Human Geography, Economics, Government, English Literature, and Psychology

**Honors-** English 9, 10, and 12.

**Dual Credit-** Agricultural Technology, Animal Science, Design Seminar, Film & Video, Graphic Design, Honors English 12, Trigonometry/Pre-Calculus, Welding 2.

We partner with College Board, NWRES, Portland Community College, Western Oregon University, and Tillamook Bay Community College to offer college credit for high school classes.

#### CAREER & TECHNICAL EDUCATION

We offer two strands of Career and Technical Education. In each strand students can take several courses for high school and college credit:

-Applied Arts: Intro to Multimedia, Graphic Design, Film & Video, Media Arts, and Design Seminar

-Agriculture/Manufacturing: Intro to Agriculture, Welding, Metal Fabrication, Agricultural Technology, Horticulture, Veterinary Science, Supervised Agricultural Experience, Agricultural Business Management.

#### EXTRACURRICULAR ACTIVITIES

We offer several clubs, co-curricular, and extracurricular activities. Many of these activities have had a great deal of success. Many of our students participate in one or more of the activities offered.

Clubs and Co-Curricular Teams: National Honor Society, Drama, Robotics, Leadership, Native Club, Fabrication & Design, Future Farmers of America, Trap Club, Choir, Band, and Percussion.

Extra-curricular: Cross Country, Soccer, Football, Volleyball, Wrestling, Dance and Drill, Basketball, Baseball, Softball, Track, Golf, Equestrian, and Flag Football.

#### PARENT & COMMUNITY ENGAGEMENT

We provide several newsletters throughout the year to parents. We maintain a social media presence to keep stakeholders informed about upcoming events and celebrate successes. We offer several events throughout the school year for parents including: parent-teacher conferences, financial aid night, 8th grade parent night, awards night, and mock interviews. We have a Parents' Association who meet monthly to support students and programs.